

IMPACT REPORT

2023



Retina Foundation
Leading Research... Saving Sight



OUR MISSION

The mission of the Retina Foundation is to prevent vision loss and restore sight through innovative research and treatment.



OUR VISION

The global medical destination for innovative research on degenerative retinal diseases.



TABLE OF CONTENTS

A Letter From Our CEO	4–5
2023 Goals	6–7
2023 Accomplishments	8–9
Dallas As A Global Medical Destination	10–11
Rods & Cones Foresight Circle	12
Transformational Change	13
Henderson Ocular Stem Cell Laboratory	14–15
Hope Backed By Science	16–17
Visionary Luncheon	18–19
Looking To The Future	20–21
Meaningful Collaborations	22–23
Coming Home	24–25
Accelerating Clinical Trials	26–27
Generosity Allows For Risk, Acceleration	28
Only At The Retina Foundation	29
Board of Directors	30
Laboratory Directors	31
Donors	32–34
Help Save Vision	35

A LETTER FROM OUR CEO



DEAR FRIENDS OF THE RETINA FOUNDATION

As we reflect on 2023, it's incredible to think about the Retina Foundation's impact both locally and as an emerging global medical destination. If I could summarize our work in one word, it would be INNOVATION.

Innovation is at the heart of everything we do. It's in our mission statement: to prevent vision loss and restore sight through innovative research and treatment.

I am privileged to lead our world-class team of scientists, researchers and physicians who embody a patient-first approach and are laser-focused on innovation to change the trajectory for patients with degenerative retinal diseases.

In 2023, we grew our team to include Mark Pennesi, MD, PhD, Director of Ophthalmic Genetics. An expert in inherited retinal diseases (IRDs), Mark is focused on bringing state-of-the-art treatments from the lab to the clinic and increasing IRD clinical trials to expand access to patients.

We also added Naomi Emmett as our new Chief Financial Officer and Chief Business Officer. Naomi joined us from Southern Methodist University, bringing a wealth of experience and expertise to help us streamline our business and operate more efficiently.

Innovation at the Retina Foundation is propelled through philanthropy. There is perhaps no greater example than the incredibly generous \$1 million gift from Jill and Grant Henderson that enabled us to establish the Henderson Ocular Stem Cell Laboratory, led by Dr. Sri Sripathi. He launched a first-of-its-kind sibling study for age-related macular degeneration (AMD) to analyze the stem cells of two sisters who both have the genetic factor for AMD. Only one sister presents with the disease. What we learn from this study has the potential to impact future treatments and prevention of AMD.

Eye on Innovation, The Series welcomed supporters, patients and friends old and new to introduce our latest cutting-edge advancements in our mission to save vision. We covered topics pertinent to economic stability and healthcare access in Texas, offering perspectives from partners like Texas 2036 and the Still Water Foundation. We shared the science but also the heart of our mission through our patients' stories.

The Retina Foundation hosted the first immersive meeting of the Advanced Research Projects Agency for Health (ARPA-H), Dallas' new federal biotechnology hub. We began important discussions on our successful clinical trial process that can be scaled for other institutions as well. As the medical destination for retinal research, we are thrilled to see

more brilliant and innovative experts join us in our North Texas center of excellence in life sciences.

Future focused, the Retina Foundation will expand clinical trials; explore more solutions through gene therapies and stem cell research; and prevent vision loss and expand treatment options through innovation.

Thank you for your continued support of our mission, which allows us to provide care for patients at no cost, utilize the latest in technology and equipment, and accelerate clinical trials that bring us closer to effective treatments and cures. We believe everyone deserves good vision, and we are grateful that you have joined us in our quest to find solutions that preserve and save vision. Together, we are providing hope backed by science.

Karl Csaky, MD, PhD

Chief Executive & Medical Officer
Retina Foundation of the Southwest

T. Boone Pickens Director
Molecular Ophthalmology Laboratory

Director
Clinical Center of Innovation for AMD

2023 GOALS



BEST MINDS

Attract innovative and cutting-edge scientists to fill our current lab space while building for future transitions and growth; attract exceptional leaders to manage the business side of the foundation.

FUNDING INNOVATION

Raise \$6 million from individual donations and foundation grants to fund two new laboratory directors to expand our research (more than \$2 million raised in 2023).

SHARE OUR STORY

Build stronger brand awareness of the Foundation in our local community and increase the overall reach of the Foundation.

FINANCIAL GROWTH

Diversify revenue sources to ensure financial growth.

2023 ACCOMPLISHMENTS



Recruited Mark Pennesi, MD, PhD, from Casey Eye Institute as Director of Ophthalmic Genetics because of his expertise in inherited retinal disease (IRD).



Welcomed esteemed Naomi Emmett as our new Chief Financial Officer and Chief Business Officer.



Jill and Grant Henderson donated \$1 million to establish the Henderson Ocular Stem Cell Laboratory, led by Sri Sripathi, PhD.



Debbie and Steve Gray donated \$750,000 to recruit global IRD expert Mark Pennesi, MD, PhD, to the Retina Foundation.



Hosted first annual Rods & Cones Foresight Circle event, growing our circle of volunteers and donors.



2023 Visionary Luncheon raised crucial funds for continued and accelerated research and shared compelling stories of hope backed by science, with former Dallas Mayor Tom Leppert as the keynote speaker.



Hosted the first Immersive Experience for the Advanced Research Projects Agency for Health (ARPA-H) in Dallas.



Elevated our social media presence on LinkedIn for the Retina Foundation and Karl Csaky, MD, PhD.



Karl Csaky, MD, PhD, was a finalist for D CEO's Excellence in Healthcare Awards – Outstanding Healthcare Innovator.




Continued 20 groundbreaking clinical trials focused on new solutions and treatments for retinal diseases.

Please visit retinafoundation.org to review our full financials.

ELEVATING DALLAS AS A GLOBAL MEDICAL DESTINATION

With the convergence of life sciences and technology taking place in Dallas, the city is positioned to become a global medical destination. In 2023, Dallas was selected as a location for the Advanced Research Projects Agency for Health's (ARPA-H) new biotechnology hub, ushering in a new level of excitement about the city's future in life sciences.



The Retina Foundation is a medical destination for innovative research and clinical trials to save vision. Patients from around the world visit Dallas for the best doctors and research in retinal degeneration.

ARPA-H seeks to tackle some of the nation's most difficult healthcare challenges. The Retina Foundation is joining the agency on the front lines, collaborating with others in the healthcare space to accelerate better healthcare solutions for all. With the Dallas-Fort Worth International Airport right in our backyard, patients can easily travel to Dallas from almost anywhere in the world to access the latest treatments and clinical trials. The future is bright for Dallas, and the Retina Foundation is honored to help lead the effort to elevate Dallas as one of the world's leading medical destinations.

COLLABORATORS



CANCER PREVENTION & RESEARCH
INSTITUTE OF TEXAS



RODS & CONES FORESIGHT CIRCLE

NEW IMPACT SOCIETY SUPPORTS MISSION

Rods and cones are the receptors in the retina responsible for sight. They convert light into electrical signals, which are decoded by the vision-processing center of the brain. Just as rods and cones enable sight, the Rods & Cones Foresight Circle enables the Retina Foundation to deliver accelerated solutions to save and preserve vision by contributing valuable financial resources and time. Members receive access to private events with Retina Foundation leadership, invitations to exclusive social engagements and the first look at innovative research and breakthroughs.

Thanks to our Rods & Cones members, the Retina Foundation will continue to put patients first as we accelerate cutting-edge research and clinical trials to develop new solutions for vision loss.



Nancy and Steve Rogers opened their home to Dr. Karl Csaky (pictured far left) and hosted the launch party for Rods & Cones in January 2023. Dr. Csaky shared his vision for the Foundation and fundraising goals for the year.



Guests enjoyed tastings of Texas-raised Wagyu Beef provided by Rosewood Ranches. Pictured from left: Chef Luke Rogers, Bobby Mahurin, Lynn Fisher, Margot Carter and Chef Michael Scott.

TRANSFORMATIONAL CHANGE

STEM CELL RESEARCH

At the beginning of 2023, Dr. Karl Csaky announced the Retina Foundation's goal to raise \$1 million for a named lab dedicated to its stem cell research initiative. In less than five months, the Retina Foundation announced the Henderson Ocular Stem Cell Laboratory, thanks to a generous \$1 million gift from Jill and Grant Henderson.

Dr. Sri Sripathi, Director of the Henderson Ocular Stem Cell Laboratory, is focused on developing new stem cell therapies for AMD and other retinal degeneration diseases by studying stem cells grown from a patient's own blood sample. His work includes a first-of-its-kind sibling study to determine why one sister presents with AMD while another sister with the same AMD genetic risk profile for the disease does not.

"There are no words to express my gratitude to Jill and Grant Henderson for their exceedingly generous \$1 million gift; for The Rosewood Foundation, Kristy and Patrick Sands, Lyda Hill, Nancy and Stephen Rogers, Helen and Bob McGraw, Angela and Marc Klein, and Judy and Harold Kaye for providing the first funding in this new step for the Retina Foundation; and for all who have supported me in my calling to save vision," said Dr. Sripathi, Director of the Henderson Ocular Stem Cell Laboratory.

Together, Dr. Csaky and Dr. Sripathi will continue to be at the forefront of stem cell research, pushing boundaries to save vision for generations to come.

While Jeanne Klein and Diane Boddy are the first official participants in the lab's first study, the Retina Foundation's own Amy Johnson and Dr. Sripathi were R1 and R2 – the first individuals who have gone through the entire process (noted on page 15) so any obstacles could be identified before beginning the study with the sisters.

HENDERSON OCULAR STEM CELL LABORATORY

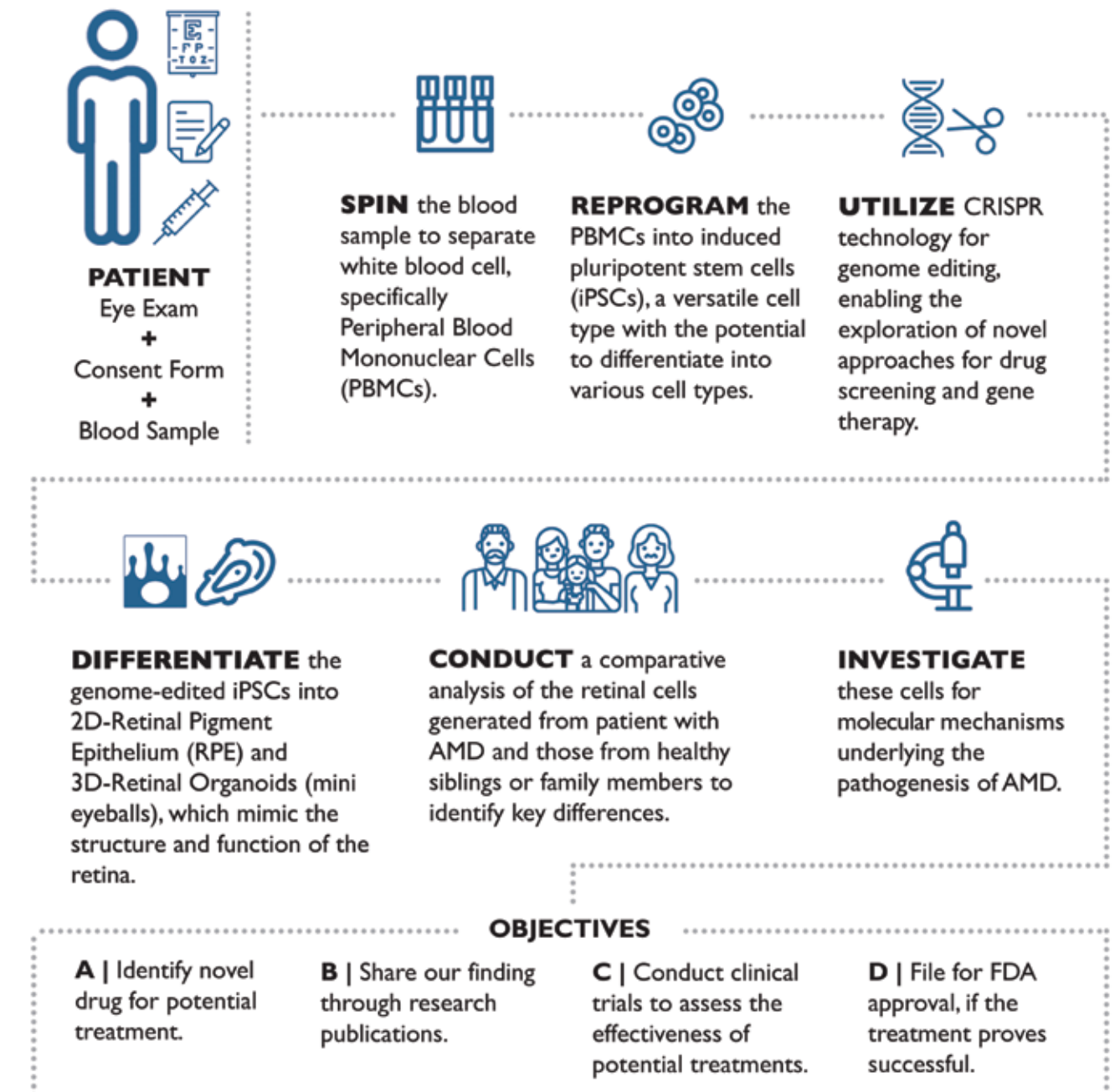


Left: Grant Henderson and his wife Jill donated \$1 million to the new lab, led by Dr. Sripathi.



Right: Before working with patient stem cells, the team went through the process with cells from Retina Foundation's Amy Johnson and Dr. Sripathi to ensure best practices.

THE PROCESS



PROVIDE TREATMENT OPTIONS
for individuals with age-related macular degeneration.

HOPE BACKED BY SCIENCE

THE NEXT GENERATION

For many patients, vision loss is hereditary. They are concerned not only for themselves but also for their children and grandchildren. As a mom of three young girls, Jenny Schisler's greatest concern is their future.

Jenny has retinitis pigmentosa (RP), a rare inherited retinal disease, which has also impacted her mother and her sister. With RP, vision loss occurs slowly over time, often starting with declining night vision followed by shrinking peripheral vision.

When Jenny first began experiencing symptoms at age 32, her local eye doctor in Arkansas did not have the expertise to help her navigate what was ahead. Through the Foundation Fighting Blindness, she was referred to Dr. David Birch at the Retina Foundation and has been his patient since 2018.



"When you have a rare disease like RP, finding the answers you need and connections to the right physicians and research institutions are so important. For all these years, there hasn't been a cure for blindness. But because of what I've seen at the Retina Foundation and the technological advances being made, I have a lot of hope."

– Jenny Schisler

VISIONARY LUNCHEON



Visionary Luncheon Chairs, Barbara and Steve Durham



Martha Hawthorne and Honorary Chair, Doug Hawthorne



Former Dallas Mayor Tom Leppert gave the keynote address and praised the Retina Foundation's unique patient-centric approach to finding solutions for retinal diseases. He also noted the incredible growth Dallas is experiencing in the life science industry and the importance of the Foundation's vital role in the future of public health.



The Hunt Family Visionary Award was presented to **Ellen Ray, CEO of the Austin-based Still Water Foundation**, for significant philanthropic impact across Texas, including its support of the Retina Foundation's patented, innovative ocular drug delivery device that offers a low-risk treatment for AMD.



Raised more than \$800,000 for innovative research to preserve and save vision.



Jenny Schisler, who currently receives treatment for RP at the Retina Foundation, and her family, shared their story of the challenges of living with the condition and how working with researchers at the Retina Foundation has given them hope backed by science.



Dr. Karl Csaky said, "Jenny's story and stories like hers reinforce our commitment to advancing research and providing hope backed with science. Today has been a true testament to the power of collaboration driving change in innovative vision research. Together, we will reach our destination because everyone deserves good vision."

LOOKING TO THE FUTURE

The Retina Foundation has proven to be a strong convener of scientists, community and business leaders, patients and philanthropic leaders through Eye on Innovation, The Series. Held twice a year, the event brings together the brightest minds to share advancements in vision research and how that ties into the larger health and economic needs of Texas.

In September, Still Water Foundation and Texas 2036 joined the Retina Foundation for “Vision for Texas: Staying Connected for Better Health.” By prioritizing a Texan’s independence and quality of life, Texas can pave the way for a stronger infrastructure for business and healthcare through innovative partnerships and research.

The future of Texas includes advanced broadband technology, a shrinking healthcare workforce and personalized medicine. As the population in Texas continues to grow and age, these three organizations are considering ways to ensure that all residents have access to healthcare, whether they reside in a city or small rural town.

“Still Water is working with Texas 2036 to educate and advocate at the capital for change, and we invest in innovative leaders like Dr. Csaky, who are bringing creative and advanced technological solutions to make sure Texan patients get the care they need and deserve.”

– **Ellen Ray**
CEO of Still Water Foundation

The panel discussed innovative solutions to Texas’ workforce, infrastructure and healthcare that, if achieved, could be the model for more accessible patient care across the globe.

All panelists agreed that, as the population of Texas continues to rise and current residents continue to age, organizations from all sectors including nonprofit, medical and business, need to come together to find a solution.



From left to right: A.J. Rodriguez, Executive Vice President of Texas 2036; Ellen Osborne Ray, CEO of Still Water Foundation; Monica Christopher, Senior Vice President, Chief Giving and Community Impact Officer of Communities Foundation of Texas; and Karl Csaky, MD, PhD, Chief Executive and Medical Officer of The Retina Foundation, came together in a panel discussion to share their vision for Texas.


MEANINGFUL COLLABORATIONS

Amblyopia (lazy eye) and strabismus (misaligned eyes) affect two to three children in every classroom. The Retina Foundation has shown that early detection and treatment are crucial in preventing lifelong visual dysfunction leading to impaired motor skills, reading speed, self-perception and quality of life. Accurate, cost-effective and easily administered screening methods that can be employed not only by pediatric care practitioners, but also by community organizations, are needed.

In a recent study, pediatricians reported not even attempting screening for 62% of children. Over-referral of automated screeners, low success rate in preschool children and high health care costs lead to a reduced likelihood that a child will be referred for eye care or that the family will seek eye care when referred. In addition, the high over-referral rate, early screening and diagnosis fail because there is a shortage of pediatric ophthalmologists, especially in rural areas and in socioeconomically challenged urban areas.

Common Disorders

Amblyopia (lazy eye) and strabismus (misaligned eyes) **affect two to three children** in every classroom.



Limited Screening

In a recent study, pediatricians reported **not even attempting screening for 62% of children**.



Lack of Access

There is a **shortage of pediatric ophthalmologists**, especially in rural areas and in socioeconomically challenged urban areas.



The Retina Foundation is investigating using machine learning (AI) to identify children with amblyopia and evaluate eye misalignment. Eileen Birch, PhD, is developing screening questions about vision and visuomotor skills and accumulating eye images of children diagnosed with strabismus. Parents' answers to the carefully chosen questions and the eye images will be analyzed by AI models programmed by Dr. Yi-Zhong Wang, an experienced AI developer and vision researcher at the Retina Foundation. Dr. Birch's long-term goal is to develop a brief questionnaire to identify children at high risk for amblyopia or strabismus and provide a deep neural network for the classification of eye images to measure eye alignment, both of which could be used in medical or community settings.

"Our pediatrician referred us to the Retina Foundation for our son, Jack. We are so fortunate to have world-renowned vision experts right here in Dallas. I'm confident that their innovative research will have a positive impact on Jack's vision."

– Maggie Holley, parent

COMING HOME

FROM INTERN TO WORLD-RENOWNED EXPERT



Dr. Mark E. Pennesi has returned to the Retina Foundation as the Director of Ophthalmic Genetics. It was here at the Retina Foundation that Dr. Pennesi discovered his passion for researching and finding solutions to inherited retinal degenerative disorders during a summer internship.

After his first year at the University of Pennsylvania, Dr. Pennesi worked under the mentorship of the esteemed Dr. David Birch, Director of the Rose-Silverthorne Retinal Degeneration Laboratory, researching patients suffering from inherited retina diseases (IRD) such as RP and studied animal models with IRD. Dr. Birch discovered genes that led to IRDs. Today, Dr. Pennesi is working to manipulate those genes and save vision.

Debbie and Steve Gray generously donated \$750,000 to recruit Dr. Pennesi back home to Dallas and further his work at the Retina Foundation.

DR. PENNESI'S ACADEMIC ACCOMPLISHMENTS

Graduated summa cum laude from the University of Pennsylvania with a BS in biomedical engineering.

Earned the Herman P. Schwann award in bioengineering for exemplary scholarship.



Pursued a combined MD/PhD at Baylor College of Medicine in Houston.

Performed his graduate PhD work in the Department of Neuroscience, focused on identifying new animal models of retinal degeneration.



Received numerous awards while in graduate school, including the John J. Trentin Award for earning the highest GPA in his class and the BRASS scholarship for his active role in community service.



Spent his internship residency year at Scripps Mercy Hospital in San Diego.



Spent his ophthalmology residency at the University of California, San Francisco.

Received the Hogan/Garcia Award for the best resident research project.



Specialized through an ophthalmic genetics fellowship under Dr. Richard Weleber.

“As a highly regarded leader in his field, Dr. Pennesi brings unmatched experience and opportunity to the Retina Foundation for saving vision.” – Dr. Karl Csaky

ACCELERATING CLINICAL TRIALS

RETINA FOUNDATION SHARES EXPERTISE WITH ARPA-H

The news about Advanced Research Projects Agency for Health's (ARPA-H) new biotechnology hub coming to Dallas was one of the biggest announcements of the year, and the Retina Foundation was honored to host the first immersive meeting with ARPA-H representatives. As a federal research funding agency that supports transformative biomedical and health breakthroughs, ARPA-H seeks to accelerate and expand access to clinical trials for many health conditions to patients across the country.



“It was a privilege to share our work with the ARPA-H representatives and how our unique, patient-centered model enables us to bypass traditional bureaucratic barriers to innovation and accelerate life-changing clinical trials for our patients. We look forward to many future collaborations with ARPA-H.” – **Dr. Karl Csaky**

Dr. Karl Csaky shared his insight regarding the agility and success smaller research institutions like the Retina Foundation have in overcoming bureaucratic roadblocks to clinical trials and how other institutions can scale a more nimble clinical trial process. It was an opportunity to share the Foundation's expertise and best practices, which can be adopted to help accelerate clinical trials for a broad spectrum of conditions.

ARPA-H representatives shared that they look forward to working with the Retina Foundation as the initiative moves forward.



Back row from left

Sarah Jury, BioMedSA; Karl Csaky, MD, PhD, the Retina Foundation; Jennifer Sharpe Potter, PhD, MPH, University of Texas Health San Antonio; Brian Anderson, MD, MITRE; Mike Stebbins, Advanced Technological International (ATI); Matt Crommet, LD Capital; and Julie Lothrop, U.S. Department of Health and Human Services.

Front row from left

Andrea Bild, PhD, ARPA-H; Kasey Wulff, U.S. Department of Health and Human Services; Joe Shonkwiler, MD, MBA, ARPA-H; Craig Gravitz, ARPA-H; Renee Wegrzyn, PhD, ARPA-H Director; and Nicole Small, LH Capital.

GENEROSITY ALLOWS FOR RISK, ACCELERATION

The University of Notre Dame's Science of Generosity initiative defines generosity as "the virtue of giving good things to others freely and abundantly." The Retina Foundation has been the fortunate recipient of such generosity throughout its history.

Financial generosity gives the Retina Foundation freedom to pioneer groundbreaking studies. With a smaller but nimble and highly acclaimed group of researchers, the Retina Foundation can bypass some of the bureaucratic hurdles other institutions face to accelerate the discovery of new treatments for retinal diseases. Through the support of our donors, the Retina Foundation can develop and execute innovative clinical trials, pushing the boundaries of current medical knowledge and cementing Dallas as a medical destination. This support allows the organization to attract top researchers and invest in cutting-edge technology, ensuring the highest standards in our scientific endeavors.

These contributions also allow the Foundation to offer full-spectrum care to patients at no cost, removing the financial obstacles that prevent access to vital treatments. By removing this barrier, the Foundation can focus on delivering personalized, high-quality care to those in need.

Enduring philanthropic support is crucial in fast-tracking the development of effective therapies, potentially changing the lives of over 19 million individuals suffering from retinal disorders. Ultimately, the generosity of our donors fuels the Retina Foundation's mission to prevent vision loss and restore sight through innovative research and treatment.

ONLY AT THE RETINA FOUNDATION...

- Patients find exceptional care from world-renowned experts at no charge.
- Doctors foster personal, long-term relationships – once a patient, always a patient.
- Innovation backed by generous donors allows for accelerated, groundbreaking research.
- Scientists and doctors are sought out by healthcare institutions across the globe to present their latest findings in retinal disease breakthroughs.



BOARD OF DIRECTORS

Louis J. Grabowsky, Chair	Marc H. Klein
Rajiv Anand, MD	Richard A. Massman
Diane Boddy	James H. Merritt, MD
Mehmet Candas, PhD	Mickey Munir
Alex M. Cena	Evelyn J. Pulliam
Lori Dao, MD	Nancy Rogers
Laurie Dotter, CPA	Therese Rourk
Steven Eisnaugle	Richard J. Schaar, PhD
Reham El-Sherazi, CPA	Rand Spencer, MD
William Hutton, MD	Tia S. Tomlin

LABORATORY DIRECTORS



Karl Csaky, MD, PhD
Chief Executive & Medical Officer
T. Boone Pickens
Director, Molecular
Ophthalmology
Laboratory
Director, Clinical Center
of Innovation for AMD



David Birch, PhD
Director, Rose-Silverthorne Retinal Degenerations Laboratory



Eileen Birch, PhD
Director, Crystal Charity Ball Pediatric Vision Laboratory



Yi-Zhong Wang, PhD
Director, Macular Function Laboratory

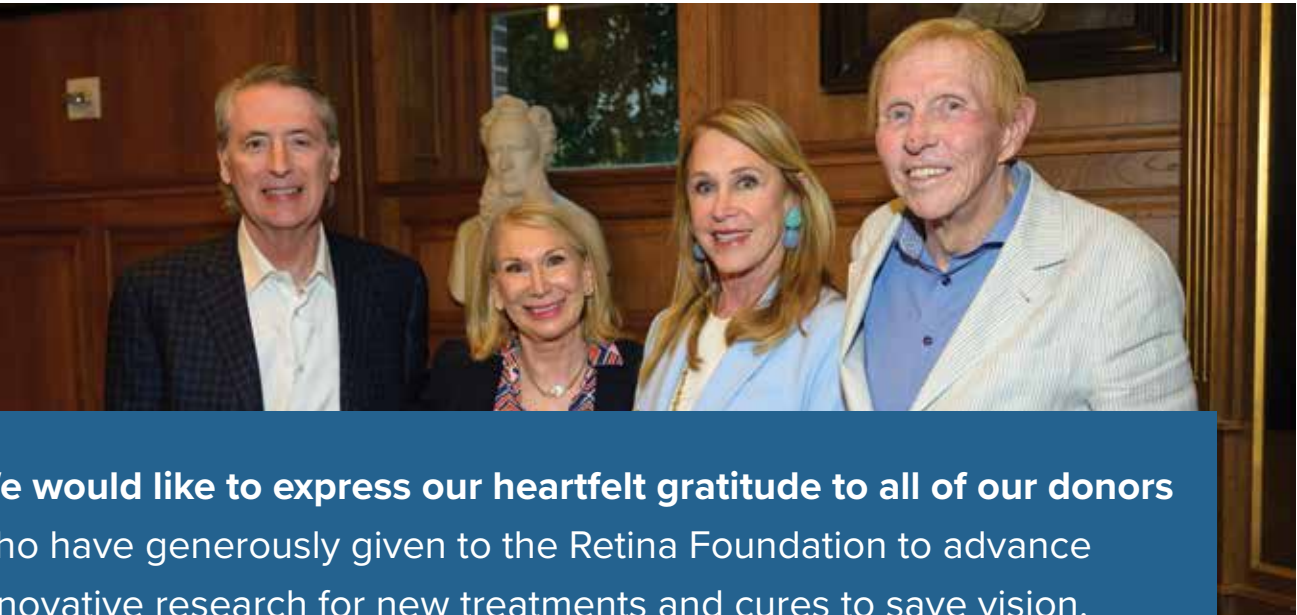


Mark Pennesi, MD, PhD
Director, Ophthalmic Genetics



Srinivasa R. Sripathi, PhD
Director, AMD, Henderson Ocular Stem Cell Laboratory

DONORS



We would like to express our heartfelt gratitude to all of our donors who have generously given to the Retina Foundation to advance innovative research for new treatments and cures to save vision.

PIONEER | \$1,000,000+

Jill and Grant Henderson

GROUNDBREAKER | \$500,000 – \$1,000,000

Debbie and Steve Gray

INNOVATOR | \$100,000 – \$500,000

- Bright Focus Foundation
- Fichtenbaum Charitable Trust
- Lyda Hill Philanthropies
- Jeanne and Mickey Klein
- Helen K. and Robert G. McGraw
- The Cary Maguire Foundation
- The Rosewood Foundation
- Still Water Foundation
- Jennifer and William Voss
- The Jasper L. and Jack Denton Wilson Foundation

ILLUMINATOR | \$25,000 – \$99,000

- Addy Foundation
- The Theodore & Beulah Beasley Foundation
- Barbara and Steve Durham
- Edward C. Fogg III & Lisbeth A. Fogg Charitable Trust
- Hillcrest Foundation
- The Nancy and W. Herbert Hunt Family Foundation
- Sue and William Hutton
- Judy and Harold Kaye
- The Ray H. Marr Foundation
- Nancy and Stephen Rogers
- The John and Bonnie Strauss Foundation
- Texas Retina Associates
- Thrasher Research Fund
- The Max & Minnie Tomerlin Voelcker Fund

ACCELERATOR | \$10,000 – \$24,999

- Susan and Pryor Blackwell
- Barbara and Mason Brown
- The Dallas Mavericks Foundation
- Laurie and Doug Dotter
- Frank Fletcher
- Donna and Louis Grabowsky
- Martha and Douglas Hawthorne
- Angela and Marc Klein
- The Elizabeth Born Linz Foundation
- Lotty and Bobby Lyle
- Bobbi and Richard Massman
- Susie and Sandy McDonough
- Susanna and James Merritt
- Virginia and Jake Murrah, Jr.
- Oncor
- Julie and George Peinado
- Margot Perot
- Judy and Charles Shelton
- Royal Smith
- Karen and Rand Spencer
- Christine and Roy Sturgis Charitable Trust
- Tia and Antonio Tomlin
- Jill and Stephen Wilkinson
- Elaine and Bradley Wolken

DONORS

TRANSFORMER | \$5,000 – \$9,999

- David Alexander

Amegy Bank of Texas

John and Pamela Beckert Family Foundation

Kay and William C. Beecherl

Marsha and Barclay Berdan

James Burke

Sandy and David Callanan

Suzanne Caruso and Stephen Saldanha

Eva and Karl Csaky

Barbara and Don Daseke

Evelyn M. Davies Foundation

Rosemarie and Maynard Ewton

Mark J. Fritz

Kathy and Craig Hall

Joyce Harrison
- LuAnne and Rankin Hobbs

Linda and Lannie Hughes

Caroline L. Hunt

James Love

Lynne and F. J. “Deacon” Marek

Tom Montgomery

Michelle and Mickey Munir

David Nichols

Quadrivium

Richard A. Rogers

Matthew & Lisa Rose Foundation

Bob Smith

Frank Swingle

Sue Tomlin

Robert C. Wang

Vicki and William Yung

HELP SAVE VISION

The Retina Foundation is the medical destination for innovative research and treatment for retinal degeneration diseases.

A gift to the Retina Foundation is an investment in future solutions to vision loss for millions.

Thank you for your generosity!



DONATE NOW

How to Support the Retina Foundation

- Donate today
- Join Rods & Cones Foresight Circle
- Sponsor a Retina Foundation event
- Give to specific impact projects and research



Retina Foundation

Leading Research... Saving Sight

Amy Johnson | Chief Development Officer
ajohnson@retinafoundation.org

The Retina Foundation of the Southwest
9600 North Central Expressway | Suite 200
Dallas, Texas 75231
214.363.3911

The mission of the Retina Foundation is to prevent vision loss and restore sight through innovative research and treatment.

Please visit **retinafoundation.org** to view our full financials.